


# Cyprus: Gold Ores And Concentrates - Market Report. Analysis And Forecast To 2025





# TABLE OF CONTENTS

## 1. INTRODUCTION

- 1.1 REPORT DESCRIPTION
- 1.2 RESEARCH METHODOLOGY

## 2. EXECUTIVE SUMMARY

- 2.1 KEY FINDINGS
- 2.2 MARKET TRENDS

## 3. MARKET OVERVIEW

- 3.1 MARKET VOLUME AND VALUE
- 3.2 TRADE BALANCE
- 3.3 PER CAPITA CONSUMPTION
- 3.4 MARKET OPPORTUNITIES
- 3.5 MARKET FORECAST TO 2025
- 3.6 MARKET OPPORTUNITIES

## 4. PRODUCTION

- 4.1 PRODUCTION FROM 2007-2016

## 5. IMPORTS

- 5.1 IMPORTS FROM 2007-2016
- 5.2 IMPORTS BY COUNTRY
- 5.3 IMPORT PRICES BY COUNTRY

## 6. EXPORTS

- 6.1 EXPORTS FROM 2007-2016
- 6.2 EXPORTS BY COUNTRY
- 6.3 EXPORT PRICES BY COUNTRY

## 7. PRICES AND PRICE DEVELOPMENT

- 7.1 PRODUCER PRICES ON THE DOMESTIC MARKET
- 7.2 PRODUCER PRICES ON THE NON-DOMESTIC MARKET

## 8. TRADE STRUCTURE AND CHANNELS

- 8.1 MAJOR TRADE CHANNELS
- 8.2 PRICE STRUCTURE

## 9. BUSINESS ENVIRONMENT OVERVIEW

- 9.1 STRUCTURAL PROFILE
- 9.2 COUNTRY ANALYSIS
- 9.3 SIZE CLASS ANALYSIS

**B**

## Appendix 1: Trade and Prices by Country

### LIST OF TABLES

Table 1: Key Findings in 2016

Table 2: Market Volume, in Physical Terms, 2007-2016

Table 3: Market Value, in Value Terms, 2007-2016

Table 4: Per Capita Consumption of Gold Ores And Concentrates in 2007-2016

Table 5: Comparison of Consumption, Production and Imports

Table 6: Imports of Gold Ores And Concentrates, in Physical And Value Terms, by Country, 2007-2016

Table 7: Import Prices, by Type and Country of Origin, 2007-2016

Table 8: Exports of Gold Ores And Concentrates, in Physical And Value Terms, by Country, 2007-2016

Table 9: Export Prices, by Type and Country of Destination, 2007-2016

Table 10: Producer Prices, 2016, by Country

Table 11: Producer Prices in Industry, Domestic Market - Monthly Data (2010 = 100), by Country

Table 12: Producer Prices in Industry, Domestic Market - Annual Data (2010 = 100), by Country

Table 13: Producer Prices in Industry, Non-Domestic Market - Monthly Data (2010 = 100), by Country

Table 14: Producer Prices in Industry, Non-Domestic Market - Annual Data (2010 = 100), by Country

Table 15: Key Indicators, 2015

Table 16: Largest and Most Specialised Countries

Table 17: Number of Persons Employed by Enterprise Size Class, 2015

Table 18: Value Added by Enterprise Size Class, 2015

### LIST OF FIGURES

Figure 1: Market Volume, in Physical Terms, 2007-2016

Figure 2: Market Value, in Value Terms, 2007-2016

Figure 3: Market Structure – Domestic Supply Vs. Imports, in Physical Terms, 2007-2016

Figure 4: Market Structure – Domestic Supply Vs. Imports, in Value Terms, 2007-2016

Figure 5: Trade Balance, in Physical Terms, 2007-2016

Figure 6: Trade Balance, in Value Terms, 2007-2016

Figure 7: Per Capita Consumption of Gold Ores And Concentrates, 2007-2016

Figure 8: Imports of Gold Ores And Concentrates by Country, Growth Rate and Share of Consumption

Figure 9: Market Growth Vs. Share of Imports

Figure 10: Market Forecast to 2025

Figure 11: Production of Gold Ores And Concentrates, in Physical Terms, 2007-2016

Figure 12: Production of Gold Ores And Concentrates, in Value Terms, 2007-2016

Figure 13: Imports of Gold Ores And Concentrates, in Physical Terms, 2007-2016

Figure 14: Imports of Gold Ores And Concentrates, in Value Terms, 2007-2016

**B**

Figure 15: Imports of Gold Ores And Concentrates, in Physical Terms, by Country, 2016

Figure 16: Imports of Gold Ores And Concentrates, in Physical Terms, by Country, 2007-2016

Figure 17: Imports of Gold Ores And Concentrates, in Value Terms, by Country, 2007-2016

Figure 18: Import Prices, by Type, 2007-2016

Figure 19: Import Prices, by Country of Origin, 2007-2016

Figure 20: Exports of Gold Ores And Concentrates, in Physical Terms, 2007-2016

Figure 21: Exports of Gold Ores And Concentrates, in Value Terms, 2007-2016

Figure 22: Exports of Gold Ores And Concentrates, in Physical Terms, by Country, 2016

Figure 23: Exports of Gold Ores And Concentrates, in Physical Terms, by Country, 2007-2016

Figure 24: Exports of Gold Ores And Concentrates, in Value Terms, by Country, 2007-2016

Figure 25: Export Prices, by Type, 2007-2016

Figure 26: Export Prices, by Country of Destination, 2007-2016

Figure 27: Producer Prices in Industry - Domestic Output Price Index - in National Currency

Figure 28: Producer Prices in Industry - Non-Domestic Output Price Index - in National Currency

Figure 29: Relative Importance of Enterprise Size Classes, 2015

# **B** 1. INTRODUCTION

## **1.1 REPORT DESCRIPTION**

The report provides an in-depth analysis of the gold ore market in Cyprus. It presents the latest data of the market size and volume, exports and imports, price dynamics and turnover in the industry. The report shows the sales data, allowing you to identify the key drivers and restraints. You can find here a strategic analysis of key factors influencing the market. Forecasts illustrate how the market will be transformed in the medium term. Profiles of the leading companies and brands are also included.

Countries coverage: Cyprus

Product coverage: Gold ores and concentrates.

Data coverage:

- Gold ore market size and value in Cyprus
- Volume and dynamics of gold ore production in Cyprus
- Volume and dynamics of exports/imports
- Producer prices, import/export prices for gold ore
- Gold ore market trends, drivers and restraints
- Forecast of the market dynamics in the medium term
- Per capita consumption of gold ore in Cyprus

Why buy this report'

- Get the full picture of the market
- Identify Key success factors on the plaiting material market in Cyprus
- Adjust your marketing strategy

## B

## 2. EXECUTIVE SUMMARY

### 2.1 KEY FINDINGS

Table 1: Key Findings in 2016

|                               |                |     |
|-------------------------------|----------------|-----|
| Market Volume                 | physical terms | *** |
|                               | % to 2015      | *** |
| Market Value<br>in *** prices | million EUR    | *** |
|                               | % to 2015      | *** |
| Production                    | physical terms | *** |
|                               | % to 2015      | *** |
|                               | million EUR    | *** |
|                               | % to 2015      | *** |
| Imports                       | physical terms | *** |
|                               | % to 2015      | *** |
|                               | million EUR    | *** |
|                               | % to 2015      | *** |
| Exports                       | physical terms | *** |
|                               | % to 2015      | *** |
|                               | million EUR    | *** |
|                               | % to 2015      | *** |

Source: \*\*\*

### 2.2 MARKET TRENDS

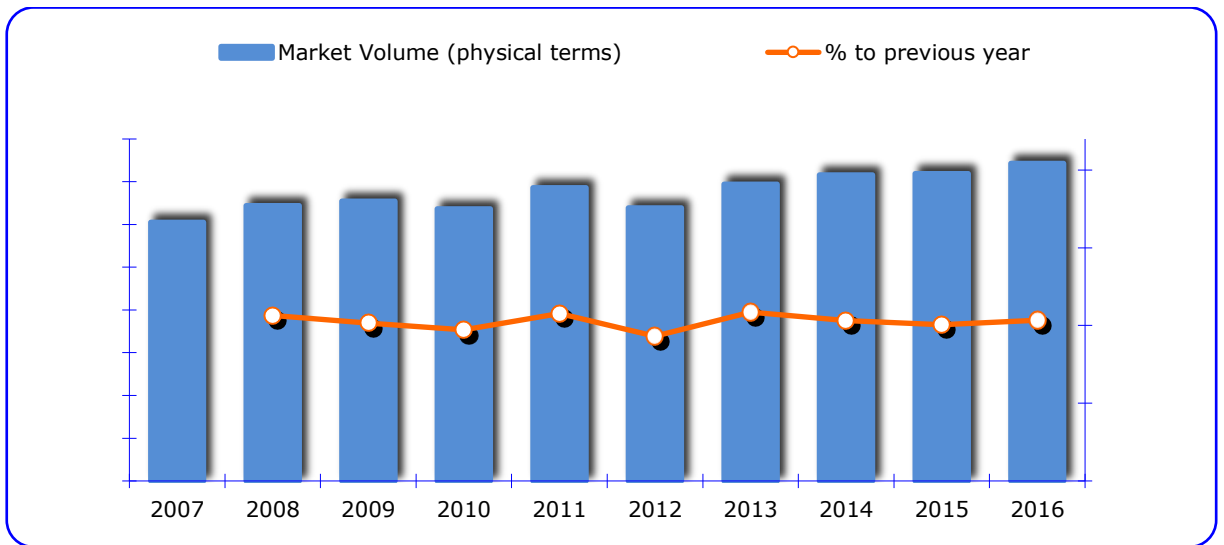
.  
.  
.

**B**

# 3. MARKET OVERVIEW

## 3.1 MARKET VOLUME AND VALUE

Figure 1: Market Volume, in Physical Terms, 2007-2016  
(physical terms, y-o-y)



Source: \*\*\*

Figure 2: Market Value, in Value Terms, 2007-2016  
(million EUR, y-o-y)



Source: \*\*\*

Table 2: Market Volume, in Physical Terms, 2007-2016  
(physical terms)

| Product             | Unit               | 2007 | 2008 | 2009 | 2010 | 2011 | 2012 | 2013 | 2014 | 2015 | 2016 | CAGR 2007-2016 |
|---------------------|--------------------|------|------|------|------|------|------|------|------|------|------|----------------|
| Domestic production | physical terms     | ***  | ***  | ***  | ***  | ***  | ***  | ***  | ***  | ***  | ***  | ***            |
|                     | % to previous year | ***  | ***  | ***  | ***  | ***  | ***  | ***  | ***  | ***  | ***  | ***            |
| Imports             | physical terms     | ***  | ***  | ***  | ***  | ***  | ***  | ***  | ***  | ***  | ***  | ***            |
|                     | % to previous year | ***  | ***  | ***  | ***  | ***  | ***  | ***  | ***  | ***  | ***  | ***            |
| Exports             | physical terms     | ***  | ***  | ***  | ***  | ***  | ***  | ***  | ***  | ***  | ***  | ***            |
|                     | % to previous year | ***  | ***  | ***  | ***  | ***  | ***  | ***  | ***  | ***  | ***  | ***            |
| Market Volume       | physical terms     | ***  | ***  | ***  | ***  | ***  | ***  | ***  | ***  | ***  | ***  | ***            |
|                     | % to previous year | ***  | ***  | ***  | ***  | ***  | ***  | ***  | ***  | ***  | ***  | ***            |

Source: \*\*\*

Table 3: Market Value, in Value Terms, 2007-2016  
(million EUR), in producer and import/export prices

| Product             | Unit               | 2007 | 2008 | 2009 | 2010 | 2011 | 2012 | 2013 | 2014 | 2015 | 2016 | CAGR 2007-2016 |
|---------------------|--------------------|------|------|------|------|------|------|------|------|------|------|----------------|
| Domestic production | EUR                | ***  | ***  | ***  | ***  | ***  | ***  | ***  | ***  | ***  | ***  | ***            |
|                     | % to previous year | ***  | ***  | ***  | ***  | ***  | ***  | ***  | ***  | ***  | ***  | ***            |
| Imports             | EUR                | ***  | ***  | ***  | ***  | ***  | ***  | ***  | ***  | ***  | ***  | ***            |
|                     | % to previous year | ***  | ***  | ***  | ***  | ***  | ***  | ***  | ***  | ***  | ***  | ***            |
| Exports             | EUR                | ***  | ***  | ***  | ***  | ***  | ***  | ***  | ***  | ***  | ***  | ***            |
|                     | % to previous year | ***  | ***  | ***  | ***  | ***  | ***  | ***  | ***  | ***  | ***  | ***            |
| Market Volume       | EUR                | ***  | ***  | ***  | ***  | ***  | ***  | ***  | ***  | ***  | ***  | ***            |
|                     | % to previous year | ***  | ***  | ***  | ***  | ***  | ***  | ***  | ***  | ***  | ***  | ***            |

Source: \*\*\*



B

Figure 3: Market Structure – Domestic Supply Vs. Imports, in Physical Terms, 2007-2016 (% base on physical terms)



Source: \*\*\*

Figure 4: Market Structure – Domestic Supply Vs. Imports, in Value Terms, 2007-2016 (% base on EUR), in producer and importer prices



Source: \*\*\*

**B**

**3.2 TRADE BALANCE**

Figure 5: Trade Balance, in Physical Terms, 2007-2016  
(physical terms)



Source: \*\*\*

Figure 6: Trade Balance, in Value Terms, 2007-2016  
(million EUR), in import/export prices



Source: \*\*\*

## B

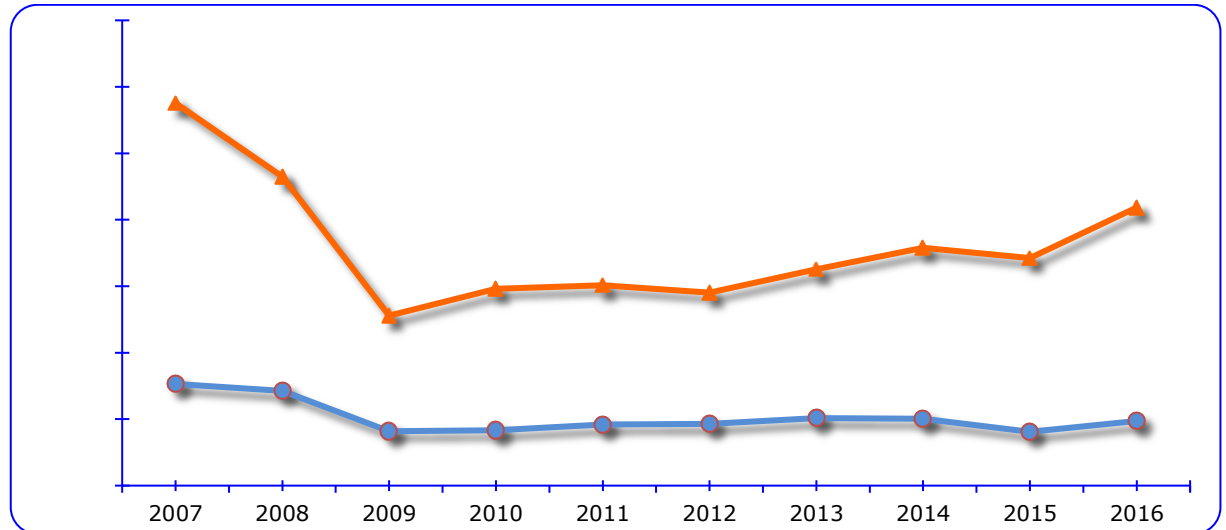
## 3.4 PER CAPITA CONSUMPTION

.

.

.

Figure 7: Per Capita Consumption, 2007-2016  
(physical terms/year and EUR/year)



Source: \*\*\*

Table 4: Per Capita Consumption in 2007-2016  
(physical terms/year and EUR /year)

| Item                   | Unit                | 2007 | 2008 | 2009 | 2010 | 2011 | 2012 | 2013 | 2014 | 2016 | CAGR, 2007-2016 |
|------------------------|---------------------|------|------|------|------|------|------|------|------|------|-----------------|
| Per capita consumption | physical terms/year | ***  | ***  | ***  | ***  | ***  | ***  | ***  | ***  | ***  | ***             |
| Per capita consumption | EUR/year            | ***  | ***  | ***  | ***  | ***  | ***  | ***  | ***  | ***  | ***             |

Source: \*\*\*

**B**

**3.4 MARKET OPPORTUNITIES**

Table 5: Comparison of Consumption, Production and Imports

| Type  | Total consumption | Total production |                | Total net imports |                | Share of import in total consumption | IB Index |
|-------|-------------------|------------------|----------------|-------------------|----------------|--------------------------------------|----------|
|       | 2016              | 2016             | CAGR 2007-2016 | 2016              | CAGR 2007-2016 | 2016                                 | 2016     |
| Cntr  | ***               | ***              | ***            | ***               | ***            | ***                                  | ***      |
| EU-28 | ***               | ***              | ***            | ***               | ***            | ***                                  | ***      |

Source: \*\*\*

Figure 8: Imports by Country, Growth Rate and Share of Consumption (based on physical terms)



B

Figure 9: Market Growth Vs. Share of Imports



Source: \*\*\*

**B**

### 3.5 MARKET FORECAST TO 2025

Figure 10: Market Forecast to 2025

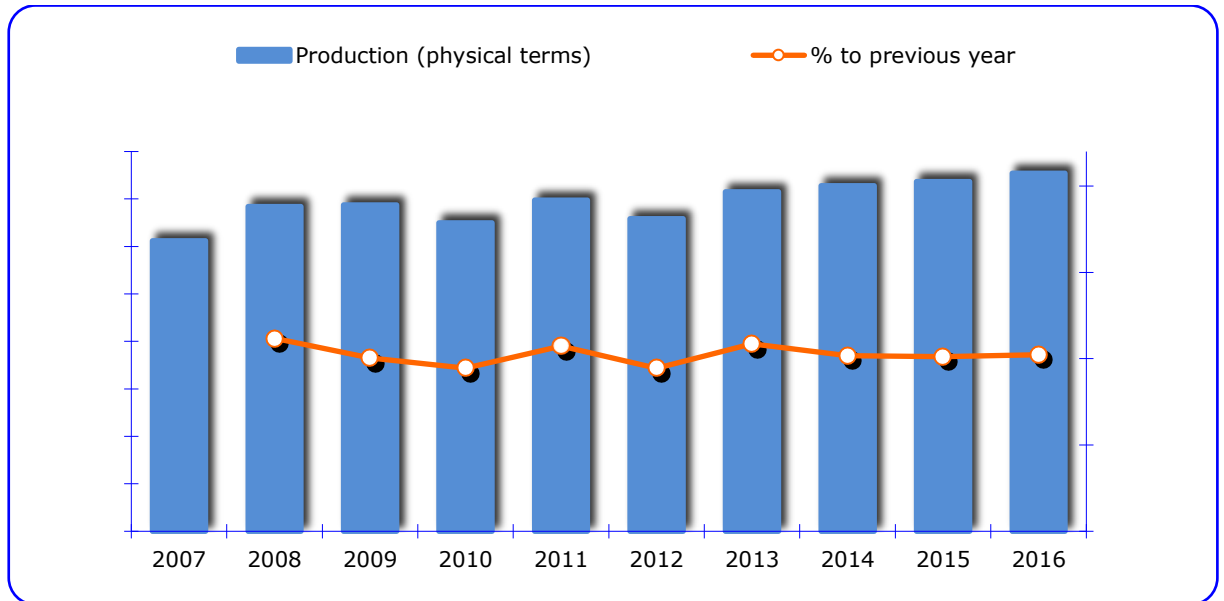


Source: \*\*\*

## B 4. PRODUCTION

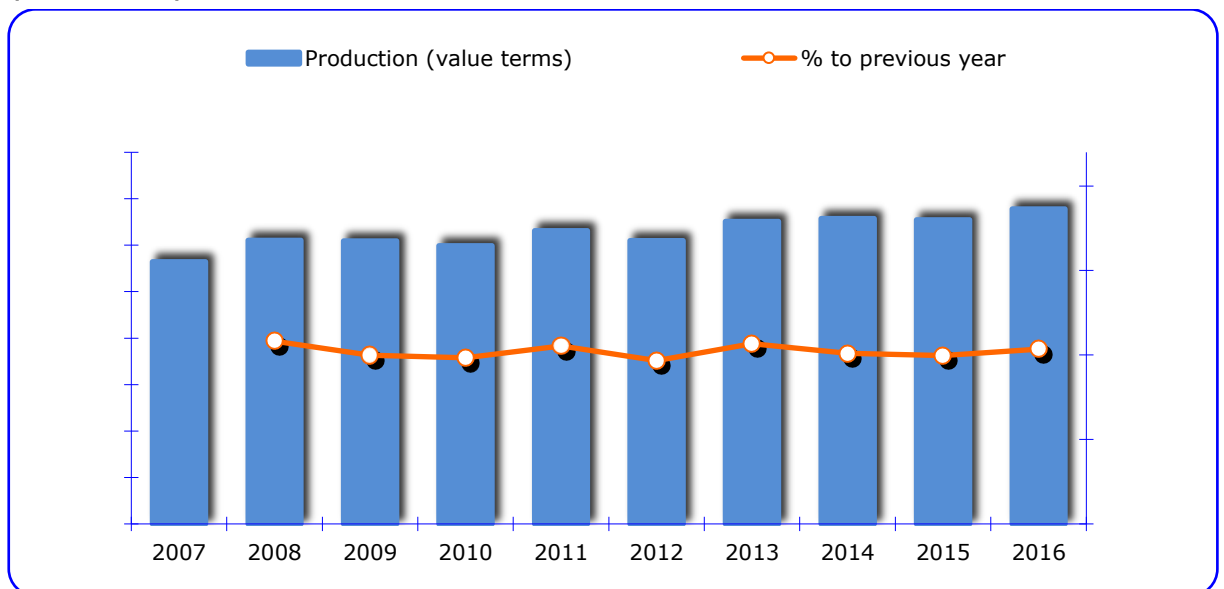
### 4.1 PRODUCTION FROM 2007-2016

Figure 11: Production, in Physical Terms, 2007–2016 (physical terms)



Source: \*\*\*

Figure 12: Production, in Value Terms, 2007–2016 (million EUR)

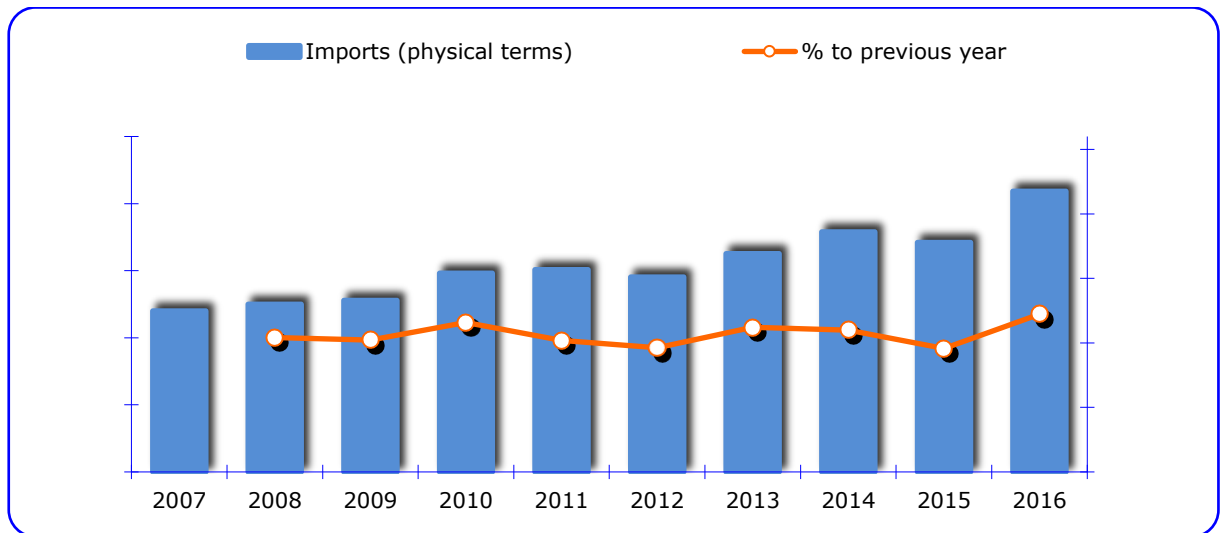


Source: \*\*\*

## B 5. IMPORTS

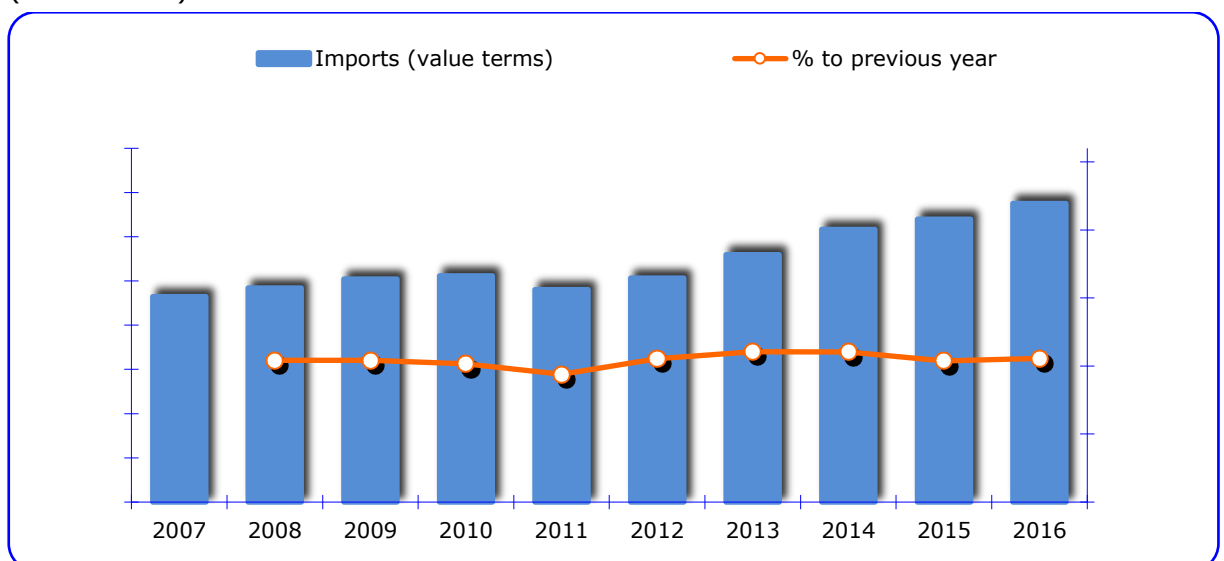
### 5.1 IMPORTS FROM 2007-2016

Figure 13: Imports, in Physical Terms, 2007-2016  
(physical terms)



Source: \*\*\*

Figure 14: Imports, in Value Terms, 2007-2016  
(million USD)



Source: \*\*\*



## B

## 5.2 IMPORTS BY COUNTRY

Table 6: Imports, in Physical And Value Terms, by Country, 2007-2016  
(physical terms, million USD)

| Country               | 2007 | 2008 | 2009 | 2010 | 2011 | 2012 | 2013 | 2014 | 2015 | 2016 | CAGR,<br>2007-2016 |
|-----------------------|------|------|------|------|------|------|------|------|------|------|--------------------|
| <b>physical terms</b> |      |      |      |      |      |      |      |      |      |      |                    |
| Country               | ***  | ***  | ***  | ***  | ***  | ***  | ***  | ***  | ***  | ***  | ***                |
| Country               | ***  | ***  | ***  | ***  | ***  | ***  | ***  | ***  | ***  | ***  | ***                |
| Country               | ***  | ***  | ***  | ***  | ***  | ***  | ***  | ***  | ***  | ***  | ***                |
| Country               | ***  | ***  | ***  | ***  | ***  | ***  | ***  | ***  | ***  | ***  | ***                |
| Country               | ***  | ***  | ***  | ***  | ***  | ***  | ***  | ***  | ***  | ***  | ***                |
| Country               | ***  | ***  | ***  | ***  | ***  | ***  | ***  | ***  | ***  | ***  | ***                |
| Country               | ***  | ***  | ***  | ***  | ***  | ***  | ***  | ***  | ***  | ***  | ***                |
| Others                | ***  | ***  | ***  | ***  | ***  | ***  | ***  | ***  | ***  | ***  | ***                |
| Total                 | ***  | ***  | ***  | ***  | ***  | ***  | ***  | ***  | ***  | ***  | ***                |
| <b>value terms</b>    |      |      |      |      |      |      |      |      |      |      |                    |
| Country               | ***  | ***  | ***  | ***  | ***  | ***  | ***  | ***  | ***  | ***  | ***                |
| Country               | ***  | ***  | ***  | ***  | ***  | ***  | ***  | ***  | ***  | ***  | ***                |
| Country               | ***  | ***  | ***  | ***  | ***  | ***  | ***  | ***  | ***  | ***  | ***                |
| Country               | ***  | ***  | ***  | ***  | ***  | ***  | ***  | ***  | ***  | ***  | ***                |
| Country               | ***  | ***  | ***  | ***  | ***  | ***  | ***  | ***  | ***  | ***  | ***                |
| Country               | ***  | ***  | ***  | ***  | ***  | ***  | ***  | ***  | ***  | ***  | ***                |
| Country               | ***  | ***  | ***  | ***  | ***  | ***  | ***  | ***  | ***  | ***  | ***                |
| Others                | ***  | ***  | ***  | ***  | ***  | ***  | ***  | ***  | ***  | ***  | ***                |
| Total                 | ***  | ***  | ***  | ***  | ***  | ***  | ***  | ***  | ***  | ***  | ***                |

Source: \*\*\*

B

Figure 15: Imports, in Physical Terms, by Country, 2016  
(%, based on physical terms)



Source: \*\*\*

Figure 16: Imports, in Physical Terms, by Country, 2007-2016  
(physical terms)



Source: \*\*\*

B

Figure 17: Imports, in Value Terms, by Country, 2007-2016  
(million USD)



Source: \*\*\*

**B**

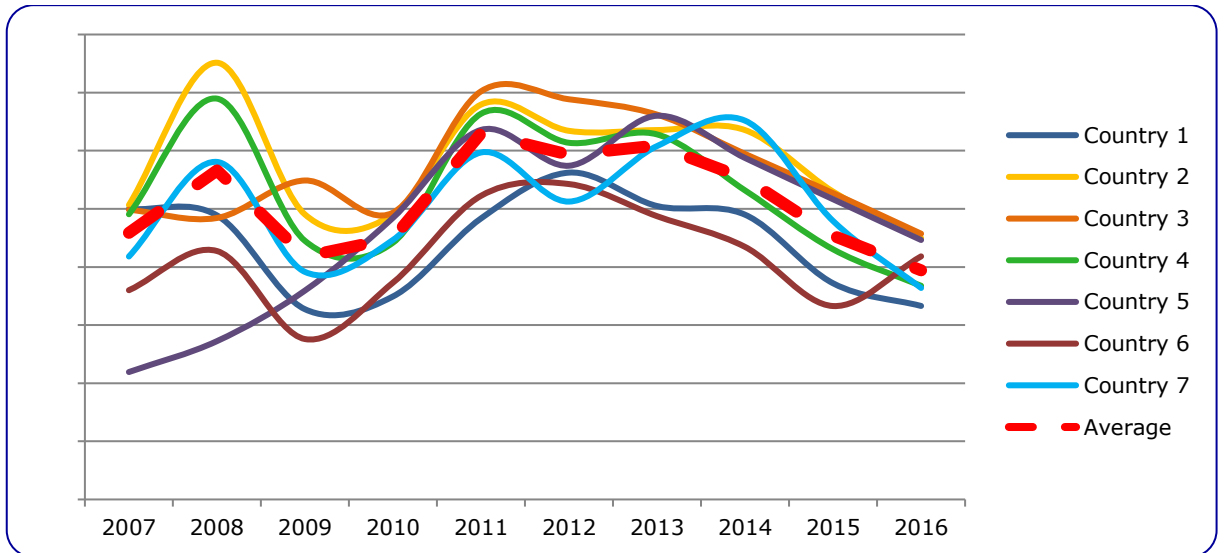
**5.3 IMPORT PRICES BY COUNTRY**

Figure 18: Import Prices, by Type, 2007-2016  
(USD per physical terms)



Source: \*\*\*

Figure 19: Import Prices, by Country of Origin, 2007-2016  
(USD per physical terms)



Source: \*\*\*

**B**

Table 7: Import Prices, by Type and Country of Origin, 2007-2016

Prdct

(USD per physical terms)

| Country/Type   | 2007 | 2008 | 2009 | 2010 | 2011 | 2012 | 2013 | 2014 | 2015 | 2016 |
|----------------|------|------|------|------|------|------|------|------|------|------|
| <b>Type***</b> |      |      |      |      |      |      |      |      |      |      |
| Country        | ***  | ***  | ***  | ***  | ***  | ***  | ***  | ***  | ***  | ***  |
| Country        | ***  | ***  | ***  | ***  | ***  | ***  | ***  | ***  | ***  | ***  |
| Country        | ***  | ***  | ***  | ***  | ***  | ***  | ***  | ***  | ***  | ***  |
| Country        | ***  | ***  | ***  | ***  | ***  | ***  | ***  | ***  | ***  | ***  |
| Country        | ***  | ***  | ***  | ***  | ***  | ***  | ***  | ***  | ***  | ***  |
| Average        | ***  | ***  | ***  | ***  | ***  | ***  | ***  | ***  | ***  | ***  |
| <b>Type***</b> |      |      |      |      |      |      |      |      |      |      |
| Country        | ***  | ***  | ***  | ***  | ***  | ***  | ***  | ***  | ***  | ***  |
| Country        | ***  | ***  | ***  | ***  | ***  | ***  | ***  | ***  | ***  | ***  |
| Country        | ***  | ***  | ***  | ***  | ***  | ***  | ***  | ***  | ***  | ***  |
| Country        | ***  | ***  | ***  | ***  | ***  | ***  | ***  | ***  | ***  | ***  |
| Country        | ***  | ***  | ***  | ***  | ***  | ***  | ***  | ***  | ***  | ***  |
| Average        | ***  | ***  | ***  | ***  | ***  | ***  | ***  | ***  | ***  | ***  |
| <b>Type***</b> |      |      |      |      |      |      |      |      |      |      |
| Country        | ***  | ***  | ***  | ***  | ***  | ***  | ***  | ***  | ***  | ***  |
| Country        | ***  | ***  | ***  | ***  | ***  | ***  | ***  | ***  | ***  | ***  |
| Country        | ***  | ***  | ***  | ***  | ***  | ***  | ***  | ***  | ***  | ***  |
| Country        | ***  | ***  | ***  | ***  | ***  | ***  | ***  | ***  | ***  | ***  |
| Country        | ***  | ***  | ***  | ***  | ***  | ***  | ***  | ***  | ***  | ***  |
| Average        | ***  | ***  | ***  | ***  | ***  | ***  | ***  | ***  | ***  | ***  |
| <b>Type***</b> |      |      |      |      |      |      |      |      |      |      |
| Country        | ***  | ***  | ***  | ***  | ***  | ***  | ***  | ***  | ***  | ***  |
| Country        | ***  | ***  | ***  | ***  | ***  | ***  | ***  | ***  | ***  | ***  |
| Country        | ***  | ***  | ***  | ***  | ***  | ***  | ***  | ***  | ***  | ***  |
| Country        | ***  | ***  | ***  | ***  | ***  | ***  | ***  | ***  | ***  | ***  |
| Country        | ***  | ***  | ***  | ***  | ***  | ***  | ***  | ***  | ***  | ***  |
| Average        | ***  | ***  | ***  | ***  | ***  | ***  | ***  | ***  | ***  | ***  |
| <b>Type***</b> |      |      |      |      |      |      |      |      |      |      |
| Country        | ***  | ***  | ***  | ***  | ***  | ***  | ***  | ***  | ***  | ***  |
| Country        | ***  | ***  | ***  | ***  | ***  | ***  | ***  | ***  | ***  | ***  |
| Country        | ***  | ***  | ***  | ***  | ***  | ***  | ***  | ***  | ***  | ***  |
| Country        | ***  | ***  | ***  | ***  | ***  | ***  | ***  | ***  | ***  | ***  |
| Country        | ***  | ***  | ***  | ***  | ***  | ***  | ***  | ***  | ***  | ***  |
| Average        | ***  | ***  | ***  | ***  | ***  | ***  | ***  | ***  | ***  | ***  |
| <b>Type***</b> |      |      |      |      |      |      |      |      |      |      |
| Country        | ***  | ***  | ***  | ***  | ***  | ***  | ***  | ***  | ***  | ***  |
| Country        | ***  | ***  | ***  | ***  | ***  | ***  | ***  | ***  | ***  | ***  |
| Country        | ***  | ***  | ***  | ***  | ***  | ***  | ***  | ***  | ***  | ***  |
| Country        | ***  | ***  | ***  | ***  | ***  | ***  | ***  | ***  | ***  | ***  |
| Country        | ***  | ***  | ***  | ***  | ***  | ***  | ***  | ***  | ***  | ***  |
| Average        | ***  | ***  | ***  | ***  | ***  | ***  | ***  | ***  | ***  | ***  |

Source: \*\*\*

**B**

# 6. EXPORTS

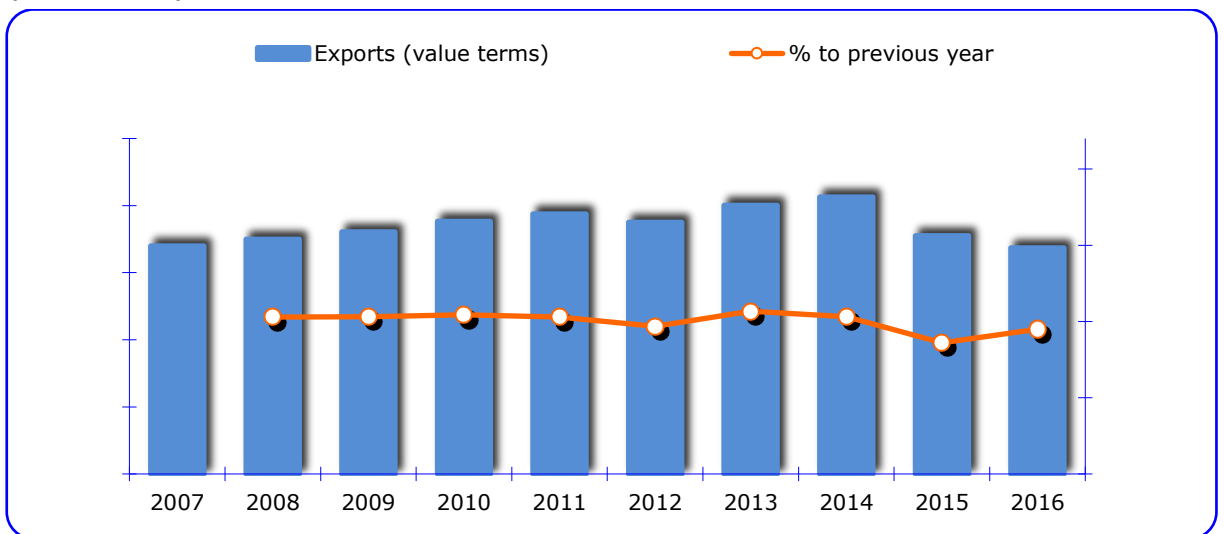
## 6.1 EXPORTS FROM 2007-2016

Figure 20: Exports, in Physical Terms, 2007-2016  
(physical terms)



Source: \*\*\*

Figure 21: Exports, in Value Terms, 2007-2016  
(million USD)



Source: \*\*\*

## B

## 6.2 EXPORTS BY COUNTRY

Table 8: Exports, in Physical And Value Terms, by Country, 2007-2016  
(physical terms, million USD)

| Country               | 2007 | 2008 | 2009 | 2010 | 2011 | 2012 | 2013 | 2014 | 2015 | 2016 | CAGR,<br>2007-2016 |
|-----------------------|------|------|------|------|------|------|------|------|------|------|--------------------|
| <b>physical terms</b> |      |      |      |      |      |      |      |      |      |      |                    |
| Country               | ***  | ***  | ***  | ***  | ***  | ***  | ***  | ***  | ***  | ***  | ***                |
| Country               | ***  | ***  | ***  | ***  | ***  | ***  | ***  | ***  | ***  | ***  | ***                |
| Country               | ***  | ***  | ***  | ***  | ***  | ***  | ***  | ***  | ***  | ***  | ***                |
| Country               | ***  | ***  | ***  | ***  | ***  | ***  | ***  | ***  | ***  | ***  | ***                |
| Country               | ***  | ***  | ***  | ***  | ***  | ***  | ***  | ***  | ***  | ***  | ***                |
| Country               | ***  | ***  | ***  | ***  | ***  | ***  | ***  | ***  | ***  | ***  | ***                |
| Country               | ***  | ***  | ***  | ***  | ***  | ***  | ***  | ***  | ***  | ***  | ***                |
| Others                | ***  | ***  | ***  | ***  | ***  | ***  | ***  | ***  | ***  | ***  | ***                |
| Total                 | ***  | ***  | ***  | ***  | ***  | ***  | ***  | ***  | ***  | ***  | ***                |
| <b>value terms</b>    |      |      |      |      |      |      |      |      |      |      |                    |
| Country               | ***  | ***  | ***  | ***  | ***  | ***  | ***  | ***  | ***  | ***  | ***                |
| Country               | ***  | ***  | ***  | ***  | ***  | ***  | ***  | ***  | ***  | ***  | ***                |
| Country               | ***  | ***  | ***  | ***  | ***  | ***  | ***  | ***  | ***  | ***  | ***                |
| Country               | ***  | ***  | ***  | ***  | ***  | ***  | ***  | ***  | ***  | ***  | ***                |
| Country               | ***  | ***  | ***  | ***  | ***  | ***  | ***  | ***  | ***  | ***  | ***                |
| Country               | ***  | ***  | ***  | ***  | ***  | ***  | ***  | ***  | ***  | ***  | ***                |
| Country               | ***  | ***  | ***  | ***  | ***  | ***  | ***  | ***  | ***  | ***  | ***                |
| Others                | ***  | ***  | ***  | ***  | ***  | ***  | ***  | ***  | ***  | ***  | ***                |
| Total                 | ***  | ***  | ***  | ***  | ***  | ***  | ***  | ***  | ***  | ***  | ***                |

Source: \*\*\*

B

Figure 22: Exports, in Physical Terms, by Country, 2016  
(%, based on physical terms)



Source: \*\*\*

Figure 23: Exports, in Physical Terms, by Country, 2007-2016  
(physical terms)



Source: \*\*\*



B

Figure 24: Exports, in Value Terms, by Country, 2007-2016  
(million USD)



Source: \*\*\*

**B**

**6.3 EXPORT PRICES BY COUNTRY**

Figure 25: Export Prices, by Type, 2007-2016  
(USD per physical terms)



Source: \*\*\*

Figure 26: Export Prices, by Country of Destination, 2007-2016  
(USD per physical terms)



Source: \*\*\*

**B**

Table 9: Export Prices, by Type and Country of Destination, 2007-2016  
(USD per physical terms)

| Country/Type   | 2007 | 2008 | 2009 | 2010 | 2011 | 2012 | 2013 | 2014 | 2015 | 2016 |
|----------------|------|------|------|------|------|------|------|------|------|------|
| <b>Type***</b> |      |      |      |      |      |      |      |      |      |      |
| Country        | ***  | ***  | ***  | ***  | ***  | ***  | ***  | ***  | ***  | ***  |
| Country        | ***  | ***  | ***  | ***  | ***  | ***  | ***  | ***  | ***  | ***  |
| Country        | ***  | ***  | ***  | ***  | ***  | ***  | ***  | ***  | ***  | ***  |
| Country        | ***  | ***  | ***  | ***  | ***  | ***  | ***  | ***  | ***  | ***  |
| Average        | ***  | ***  | ***  | ***  | ***  | ***  | ***  | ***  | ***  | ***  |
| <b>Type***</b> |      |      |      |      |      |      |      |      |      |      |
| Country        | ***  | ***  | ***  | ***  | ***  | ***  | ***  | ***  | ***  | ***  |
| Country        | ***  | ***  | ***  | ***  | ***  | ***  | ***  | ***  | ***  | ***  |
| Country        | ***  | ***  | ***  | ***  | ***  | ***  | ***  | ***  | ***  | ***  |
| Country        | ***  | ***  | ***  | ***  | ***  | ***  | ***  | ***  | ***  | ***  |
| Average        | ***  | ***  | ***  | ***  | ***  | ***  | ***  | ***  | ***  | ***  |
| <b>Type***</b> |      |      |      |      |      |      |      |      |      |      |
| Country        | ***  | ***  | ***  | ***  | ***  | ***  | ***  | ***  | ***  | ***  |
| Country        | ***  | ***  | ***  | ***  | ***  | ***  | ***  | ***  | ***  | ***  |
| Country        | ***  | ***  | ***  | ***  | ***  | ***  | ***  | ***  | ***  | ***  |
| Country        | ***  | ***  | ***  | ***  | ***  | ***  | ***  | ***  | ***  | ***  |
| Average        | ***  | ***  | ***  | ***  | ***  | ***  | ***  | ***  | ***  | ***  |
| <b>Type***</b> |      |      |      |      |      |      |      |      |      |      |
| Country        | ***  | ***  | ***  | ***  | ***  | ***  | ***  | ***  | ***  | ***  |
| Country        | ***  | ***  | ***  | ***  | ***  | ***  | ***  | ***  | ***  | ***  |
| Country        | ***  | ***  | ***  | ***  | ***  | ***  | ***  | ***  | ***  | ***  |
| Country        | ***  | ***  | ***  | ***  | ***  | ***  | ***  | ***  | ***  | ***  |
| Average        | ***  | ***  | ***  | ***  | ***  | ***  | ***  | ***  | ***  | ***  |
| <b>Type***</b> |      |      |      |      |      |      |      |      |      |      |
| Country        | ***  | ***  | ***  | ***  | ***  | ***  | ***  | ***  | ***  | ***  |
| Country        | ***  | ***  | ***  | ***  | ***  | ***  | ***  | ***  | ***  | ***  |
| Country        | ***  | ***  | ***  | ***  | ***  | ***  | ***  | ***  | ***  | ***  |
| Country        | ***  | ***  | ***  | ***  | ***  | ***  | ***  | ***  | ***  | ***  |
| Average        | ***  | ***  | ***  | ***  | ***  | ***  | ***  | ***  | ***  | ***  |
| <b>Type***</b> |      |      |      |      |      |      |      |      |      |      |
| Country        | ***  | ***  | ***  | ***  | ***  | ***  | ***  | ***  | ***  | ***  |
| Country        | ***  | ***  | ***  | ***  | ***  | ***  | ***  | ***  | ***  | ***  |
| Country        | ***  | ***  | ***  | ***  | ***  | ***  | ***  | ***  | ***  | ***  |
| Country        | ***  | ***  | ***  | ***  | ***  | ***  | ***  | ***  | ***  | ***  |
| Average        | ***  | ***  | ***  | ***  | ***  | ***  | ***  | ***  | ***  | ***  |

Source: \*\*\*

## B

# 7. PRICES AND PRICE DEVELOPMENT

...

Table 10: Producer Prices, 2016, by Country

(EUR per physical terms)

*Statistics on the production of manufactured goods Unit Value ANNUAL 2016**The row 'Ratio' indicates the ratio between the unit value for the country and the median unit value.*

|                     |                 |     |     |     |     |
|---------------------|-----------------|-----|-----|-----|-----|
| <b>PRODCOM Code</b> |                 | *** | *** | *** | *** |
| <b>Median</b>       |                 | *** | *** | *** | *** |
| <b>EU-28</b>        | <b>Unit val</b> | *** | *** | *** | *** |
|                     | <b>Ratio</b>    | *** | *** | *** | *** |
| <b>EU-27</b>        | <b>Unit val</b> | *** | *** | *** | *** |
|                     | <b>Ratio</b>    | *** | *** | *** | *** |
| Country             | Unit val        | *** | *** | *** | *** |
|                     | Ratio           | *** | *** | *** | *** |
| Country             | Unit val        | *** | *** | *** | *** |
|                     | Ratio           | *** | *** | *** | *** |
| Country             | Unit val        | *** | *** | *** | *** |
|                     | Ratio           | *** | *** | *** | *** |
| Country             | Unit val        | *** | *** | *** | *** |
|                     | Ratio           | *** | *** | *** | *** |
| Country             | Unit val        | *** | *** | *** | *** |
|                     | Ratio           | *** | *** | *** | *** |
| Country             | Unit val        | *** | *** | *** | *** |
|                     | Ratio           | *** | *** | *** | *** |
| Country             | Unit val        | *** | *** | *** | *** |
|                     | Ratio           | *** | *** | *** | *** |
| Country             | Unit val        | *** | *** | *** | *** |
|                     | Ratio           | *** | *** | *** | *** |
| Country             | Unit val        | *** | *** | *** | *** |
|                     | Ratio           | *** | *** | *** | *** |
| Country             | Unit val        | *** | *** | *** | *** |
|                     | Ratio           | *** | *** | *** | *** |

Source: \*\*\*

B

## 7.1 PRODUCER PRICES ON THE DOMESTIC MARKET

...

Table 11: Producer Prices in Industry, Domestic Market - Monthly Data (2010 = 100), by Country

*INDIC\_BT* Domestic output price index - in national currency

*NACE\_R2* Manufacture of \*\*\*

Special value:

: not available

| Country                     | 2016 M01 | 2016 M02 | 2016 M03 | 2016 M04 | 2016 M05 | 2016 M06 | 2016 M07 | 2016 M08 | 2016 M09 |
|-----------------------------|----------|----------|----------|----------|----------|----------|----------|----------|----------|
| European Union (28 COUNTRY) | ***      | ***      | ***      | ***      | ***      | ***      | ***      | ***      | ***      |
| European Union (27 COUNTRY) | ***      | ***      | ***      | ***      | ***      | ***      | ***      | ***      | ***      |
| European Union (15 COUNTRY) | ***      | ***      | ***      | ***      | ***      | ***      | ***      | ***      | ***      |
| Euro area (18 COUNTRY)      | ***      | ***      | ***      | ***      | ***      | ***      | ***      | ***      | ***      |
| Euro area (17 COUNTRY)      | ***      | ***      | ***      | ***      | ***      | ***      | ***      | ***      | ***      |
| Country                     | ***      | ***      | ***      | ***      | ***      | ***      | ***      | ***      | ***      |
| Country                     | ***      | ***      | ***      | ***      | ***      | ***      | ***      | ***      | ***      |
| Country                     | ***      | ***      | ***      | ***      | ***      | ***      | ***      | ***      | ***      |
| Country                     | ***      | ***      | ***      | ***      | ***      | ***      | ***      | ***      | ***      |
| Country                     | ***      | ***      | ***      | ***      | ***      | ***      | ***      | ***      | ***      |
| Country                     | ***      | ***      | ***      | ***      | ***      | ***      | ***      | ***      | ***      |
| Country                     | ***      | ***      | ***      | ***      | ***      | ***      | ***      | ***      | ***      |
| Country                     | ***      | ***      | ***      | ***      | ***      | ***      | ***      | ***      | ***      |
| Country                     | ***      | ***      | ***      | ***      | ***      | ***      | ***      | ***      | ***      |
| Country                     | ***      | ***      | ***      | ***      | ***      | ***      | ***      | ***      | ***      |
| Country                     | ***      | ***      | ***      | ***      | ***      | ***      | ***      | ***      | ***      |
| Country                     | ***      | ***      | ***      | ***      | ***      | ***      | ***      | ***      | ***      |
| Country                     | ***      | ***      | ***      | ***      | ***      | ***      | ***      | ***      | ***      |
| Country                     | ***      | ***      | ***      | ***      | ***      | ***      | ***      | ***      | ***      |
| Country                     | ***      | ***      | ***      | ***      | ***      | ***      | ***      | ***      | ***      |
| Country                     | ***      | ***      | ***      | ***      | ***      | ***      | ***      | ***      | ***      |
| Country                     | ***      | ***      | ***      | ***      | ***      | ***      | ***      | ***      | ***      |
| Country                     | ***      | ***      | ***      | ***      | ***      | ***      | ***      | ***      | ***      |
| Country                     | ***      | ***      | ***      | ***      | ***      | ***      | ***      | ***      | ***      |
| Country                     | ***      | ***      | ***      | ***      | ***      | ***      | ***      | ***      | ***      |
| Country                     | ***      | ***      | ***      | ***      | ***      | ***      | ***      | ***      | ***      |
| Country                     | ***      | ***      | ***      | ***      | ***      | ***      | ***      | ***      | ***      |
| Country                     | ***      | ***      | ***      | ***      | ***      | ***      | ***      | ***      | ***      |
| Country                     | ***      | ***      | ***      | ***      | ***      | ***      | ***      | ***      | ***      |

B

| Country | 2016<br>M01 | 2016<br>M02 | 2016<br>M03 | 2016<br>M04 | 2016<br>M05 | 2016<br>M06 | 2016<br>M07 | 2016<br>M08 | 2016<br>M09 |
|---------|-------------|-------------|-------------|-------------|-------------|-------------|-------------|-------------|-------------|
| Country | ***         | ***         | ***         | ***         | ***         | ***         | ***         | ***         | ***         |
| Country | ***         | ***         | ***         | ***         | ***         | ***         | ***         | ***         | ***         |
| Country | ***         | ***         | ***         | ***         | ***         | ***         | ***         | ***         | ***         |
| Country | ***         | ***         | ***         | ***         | ***         | ***         | ***         | ***         | ***         |
| Country | ***         | ***         | ***         | ***         | ***         | ***         | ***         | ***         | ***         |
| Country | ***         | ***         | ***         | ***         | ***         | ***         | ***         | ***         | ***         |
| Country | ***         | ***         | ***         | ***         | ***         | ***         | ***         | ***         | ***         |

Source: \*\*\*

Table 12: Producer Prices in Industry, Domestic Market - Annual Data (2010 = 100), by Country

*INDIC\_BT* Domestic output price index - in national currency

*NACE\_R2* Manufacture of \*\*\*

Special value:  
: not available

| Country                     | 2007 | 2008 | 2009 | 2010 | 2011 | 2012 | 2013 | 2014 | 2015 | 2016 |
|-----------------------------|------|------|------|------|------|------|------|------|------|------|
| European Union (28 COUNTRY) | ***  | ***  | ***  | ***  | ***  | ***  | ***  | ***  | ***  | ***  |
| European Union (27 COUNTRY) | ***  | ***  | ***  | ***  | ***  | ***  | ***  | ***  | ***  | ***  |
| European Union (15 COUNTRY) | ***  | ***  | ***  | ***  | ***  | ***  | ***  | ***  | ***  | ***  |
| Euro area (18 COUNTRY)      | ***  | ***  | ***  | ***  | ***  | ***  | ***  | ***  | ***  | ***  |
| Euro area (17 COUNTRY)      | ***  | ***  | ***  | ***  | ***  | ***  | ***  | ***  | ***  | ***  |
| Country                     | ***  | ***  | ***  | ***  | ***  | ***  | ***  | ***  | ***  | ***  |
| Country                     | ***  | ***  | ***  | ***  | ***  | ***  | ***  | ***  | ***  | ***  |
| Country                     | ***  | ***  | ***  | ***  | ***  | ***  | ***  | ***  | ***  | ***  |
| Country                     | ***  | ***  | ***  | ***  | ***  | ***  | ***  | ***  | ***  | ***  |
| Country                     | ***  | ***  | ***  | ***  | ***  | ***  | ***  | ***  | ***  | ***  |
| Country                     | ***  | ***  | ***  | ***  | ***  | ***  | ***  | ***  | ***  | ***  |
| Country                     | ***  | ***  | ***  | ***  | ***  | ***  | ***  | ***  | ***  | ***  |
| Country                     | ***  | ***  | ***  | ***  | ***  | ***  | ***  | ***  | ***  | ***  |
| Country                     | ***  | ***  | ***  | ***  | ***  | ***  | ***  | ***  | ***  | ***  |
| Country                     | ***  | ***  | ***  | ***  | ***  | ***  | ***  | ***  | ***  | ***  |
| Country                     | ***  | ***  | ***  | ***  | ***  | ***  | ***  | ***  | ***  | ***  |
| Country                     | ***  | ***  | ***  | ***  | ***  | ***  | ***  | ***  | ***  | ***  |
| Country                     | ***  | ***  | ***  | ***  | ***  | ***  | ***  | ***  | ***  | ***  |
| Country                     | ***  | ***  | ***  | ***  | ***  | ***  | ***  | ***  | ***  | ***  |
| Country                     | ***  | ***  | ***  | ***  | ***  | ***  | ***  | ***  | ***  | ***  |
| Country                     | ***  | ***  | ***  | ***  | ***  | ***  | ***  | ***  | ***  | ***  |
| Country                     | ***  | ***  | ***  | ***  | ***  | ***  | ***  | ***  | ***  | ***  |
| Country                     | ***  | ***  | ***  | ***  | ***  | ***  | ***  | ***  | ***  | ***  |
| Country                     | ***  | ***  | ***  | ***  | ***  | ***  | ***  | ***  | ***  | ***  |
| Country                     | ***  | ***  | ***  | ***  | ***  | ***  | ***  | ***  | ***  | ***  |
| Country                     | ***  | ***  | ***  | ***  | ***  | ***  | ***  | ***  | ***  | ***  |
| Country                     | ***  | ***  | ***  | ***  | ***  | ***  | ***  | ***  | ***  | ***  |
| Country                     | ***  | ***  | ***  | ***  | ***  | ***  | ***  | ***  | ***  | ***  |
| Country                     | ***  | ***  | ***  | ***  | ***  | ***  | ***  | ***  | ***  | ***  |
| Country                     | ***  | ***  | ***  | ***  | ***  | ***  | ***  | ***  | ***  | ***  |
| Country                     | ***  | ***  | ***  | ***  | ***  | ***  | ***  | ***  | ***  | ***  |
| Country                     | ***  | ***  | ***  | ***  | ***  | ***  | ***  | ***  | ***  | ***  |
| Country                     | ***  | ***  | ***  | ***  | ***  | ***  | ***  | ***  | ***  | ***  |
| Country                     | ***  | ***  | ***  | ***  | ***  | ***  | ***  | ***  | ***  | ***  |
| Country                     | ***  | ***  | ***  | ***  | ***  | ***  | ***  | ***  | ***  | ***  |
| Country                     | ***  | ***  | ***  | ***  | ***  | ***  | ***  | ***  | ***  | ***  |
| Country                     | ***  | ***  | ***  | ***  | ***  | ***  | ***  | ***  | ***  | ***  |

**B**

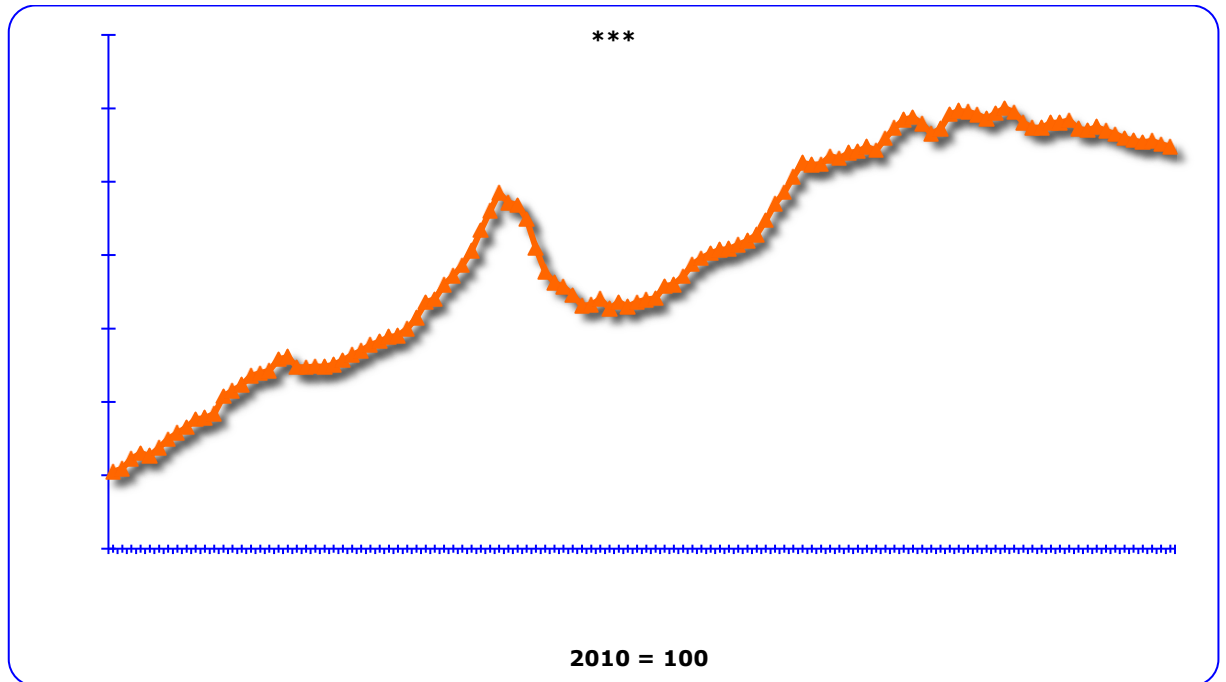
| Country | 2007 | 2008 | 2009 | 2010 | 2011 | 2012 | 2013 | 2014 | 2015 | 2016 |
|---------|------|------|------|------|------|------|------|------|------|------|
| Country | ***  | ***  | ***  | ***  | ***  | ***  | ***  | ***  | ***  | ***  |
| Country | ***  | ***  | ***  | ***  | ***  | ***  | ***  | ***  | ***  | ***  |
| Country | ***  | ***  | ***  | ***  | ***  | ***  | ***  | ***  | ***  | ***  |
| Country | ***  | ***  | ***  | ***  | ***  | ***  | ***  | ***  | ***  | ***  |
| Country | ***  | ***  | ***  | ***  | ***  | ***  | ***  | ***  | ***  | ***  |
| Country | ***  | ***  | ***  | ***  | ***  | ***  | ***  | ***  | ***  | ***  |
| Country | ***  | ***  | ***  | ***  | ***  | ***  | ***  | ***  | ***  | ***  |
| Country | ***  | ***  | ***  | ***  | ***  | ***  | ***  | ***  | ***  | ***  |
| Country | ***  | ***  | ***  | ***  | ***  | ***  | ***  | ***  | ***  | ***  |
| Country | ***  | ***  | ***  | ***  | ***  | ***  | ***  | ***  | ***  | ***  |

Source: \*\*\*

Figure 27: Producer Prices in Industry - Domestic Output Price Index - in National Currency

INDIC\_BT Domestic output price index - in national currency

NACE\_R2 Manufacture of \*\*\*



Source: \*\*\*

**B**

### 7.2 PRODUCER PRICES ON THE NON-DOMESTIC MARKET

...

Table 13: Producer Prices in Industry, Non-Domestic Market - Monthly Data (2010 = 100), by Country

*INDIC\_BT Non-domestic output price index - in national currency*  
*NACE\_R2 Manufacture of \*\*\**

Special value:  
: not available

| Country                     | 2016 M01 | 2016 M02 | 2016 M03 | 2016 M04 | 2016 M05 | 2016 M06 | 2016 M07 | 2016 M08 | 2016 M09 |
|-----------------------------|----------|----------|----------|----------|----------|----------|----------|----------|----------|
| European Union (28 COUNTRY) | ***      | ***      | ***      | ***      | ***      | ***      | ***      | ***      | ***      |
| European Union (27 COUNTRY) | ***      | ***      | ***      | ***      | ***      | ***      | ***      | ***      | ***      |
| European Union (15 COUNTRY) | ***      | ***      | ***      | ***      | ***      | ***      | ***      | ***      | ***      |
| Euro area (18 COUNTRY)      | ***      | ***      | ***      | ***      | ***      | ***      | ***      | ***      | ***      |
| Euro area (17 COUNTRY)      | ***      | ***      | ***      | ***      | ***      | ***      | ***      | ***      | ***      |
| Country                     | ***      | ***      | ***      | ***      | ***      | ***      | ***      | ***      | ***      |
| Country                     | ***      | ***      | ***      | ***      | ***      | ***      | ***      | ***      | ***      |
| Country                     | ***      | ***      | ***      | ***      | ***      | ***      | ***      | ***      | ***      |
| Country                     | ***      | ***      | ***      | ***      | ***      | ***      | ***      | ***      | ***      |
| Country                     | ***      | ***      | ***      | ***      | ***      | ***      | ***      | ***      | ***      |
| Country                     | ***      | ***      | ***      | ***      | ***      | ***      | ***      | ***      | ***      |
| Country                     | ***      | ***      | ***      | ***      | ***      | ***      | ***      | ***      | ***      |
| Country                     | ***      | ***      | ***      | ***      | ***      | ***      | ***      | ***      | ***      |
| Country                     | ***      | ***      | ***      | ***      | ***      | ***      | ***      | ***      | ***      |
| Country                     | ***      | ***      | ***      | ***      | ***      | ***      | ***      | ***      | ***      |
| Country                     | ***      | ***      | ***      | ***      | ***      | ***      | ***      | ***      | ***      |
| Country                     | ***      | ***      | ***      | ***      | ***      | ***      | ***      | ***      | ***      |
| Country                     | ***      | ***      | ***      | ***      | ***      | ***      | ***      | ***      | ***      |
| Country                     | ***      | ***      | ***      | ***      | ***      | ***      | ***      | ***      | ***      |
| Country                     | ***      | ***      | ***      | ***      | ***      | ***      | ***      | ***      | ***      |
| Country                     | ***      | ***      | ***      | ***      | ***      | ***      | ***      | ***      | ***      |
| Country                     | ***      | ***      | ***      | ***      | ***      | ***      | ***      | ***      | ***      |
| Country                     | ***      | ***      | ***      | ***      | ***      | ***      | ***      | ***      | ***      |
| Country                     | ***      | ***      | ***      | ***      | ***      | ***      | ***      | ***      | ***      |
| Country                     | ***      | ***      | ***      | ***      | ***      | ***      | ***      | ***      | ***      |
| Country                     | ***      | ***      | ***      | ***      | ***      | ***      | ***      | ***      | ***      |



B

| Country | 2016 M01 | 2016 M02 | 2016 M03 | 2016 M04 | 2016 M05 | 2016 M06 | 2016 M07 | 2016 M08 | 2016 M09 |
|---------|----------|----------|----------|----------|----------|----------|----------|----------|----------|
| Country | ***      | ***      | ***      | ***      | ***      | ***      | ***      | ***      | ***      |
| Country | ***      | ***      | ***      | ***      | ***      | ***      | ***      | ***      | ***      |
| Country | ***      | ***      | ***      | ***      | ***      | ***      | ***      | ***      | ***      |
| Country | ***      | ***      | ***      | ***      | ***      | ***      | ***      | ***      | ***      |
| Country | ***      | ***      | ***      | ***      | ***      | ***      | ***      | ***      | ***      |
| Country | ***      | ***      | ***      | ***      | ***      | ***      | ***      | ***      | ***      |
| Country | ***      | ***      | ***      | ***      | ***      | ***      | ***      | ***      | ***      |

Source: \*\*\*

Table 14: Producer Prices in Industry, Non-Domestic Market - Annual Data (2010 = 100), by Country

INDIC\_BT Non-domestic output price index - in national currency  
 NACE\_R2 Manufacture of \*\*\*

Special value:  
 : not available

| Country                     | 2007 | 2008 | 2009 | 2010 | 2011 | 2012 | 2013 | 2014 | 2015 | 2016 |
|-----------------------------|------|------|------|------|------|------|------|------|------|------|
| European Union (28 COUNTRY) | ***  | ***  | ***  | ***  | ***  | ***  | ***  | ***  | ***  | ***  |
| European Union (27 COUNTRY) | ***  | ***  | ***  | ***  | ***  | ***  | ***  | ***  | ***  | ***  |
| European Union (15 COUNTRY) | ***  | ***  | ***  | ***  | ***  | ***  | ***  | ***  | ***  | ***  |
| Euro area (18 COUNTRY)      | ***  | ***  | ***  | ***  | ***  | ***  | ***  | ***  | ***  | ***  |
| Euro area (17 COUNTRY)      | ***  | ***  | ***  | ***  | ***  | ***  | ***  | ***  | ***  | ***  |
| Country                     | ***  | ***  | ***  | ***  | ***  | ***  | ***  | ***  | ***  | ***  |
| Country                     | ***  | ***  | ***  | ***  | ***  | ***  | ***  | ***  | ***  | ***  |
| Country                     | ***  | ***  | ***  | ***  | ***  | ***  | ***  | ***  | ***  | ***  |
| Country                     | ***  | ***  | ***  | ***  | ***  | ***  | ***  | ***  | ***  | ***  |
| Country                     | ***  | ***  | ***  | ***  | ***  | ***  | ***  | ***  | ***  | ***  |
| Country                     | ***  | ***  | ***  | ***  | ***  | ***  | ***  | ***  | ***  | ***  |
| Country                     | ***  | ***  | ***  | ***  | ***  | ***  | ***  | ***  | ***  | ***  |
| Country                     | ***  | ***  | ***  | ***  | ***  | ***  | ***  | ***  | ***  | ***  |
| Country                     | ***  | ***  | ***  | ***  | ***  | ***  | ***  | ***  | ***  | ***  |
| Country                     | ***  | ***  | ***  | ***  | ***  | ***  | ***  | ***  | ***  | ***  |
| Country                     | ***  | ***  | ***  | ***  | ***  | ***  | ***  | ***  | ***  | ***  |
| Country                     | ***  | ***  | ***  | ***  | ***  | ***  | ***  | ***  | ***  | ***  |
| Country                     | ***  | ***  | ***  | ***  | ***  | ***  | ***  | ***  | ***  | ***  |
| Country                     | ***  | ***  | ***  | ***  | ***  | ***  | ***  | ***  | ***  | ***  |
| Country                     | ***  | ***  | ***  | ***  | ***  | ***  | ***  | ***  | ***  | ***  |
| Country                     | ***  | ***  | ***  | ***  | ***  | ***  | ***  | ***  | ***  | ***  |
| Country                     | ***  | ***  | ***  | ***  | ***  | ***  | ***  | ***  | ***  | ***  |
| Country                     | ***  | ***  | ***  | ***  | ***  | ***  | ***  | ***  | ***  | ***  |
| Country                     | ***  | ***  | ***  | ***  | ***  | ***  | ***  | ***  | ***  | ***  |
| Country                     | ***  | ***  | ***  | ***  | ***  | ***  | ***  | ***  | ***  | ***  |
| Country                     | ***  | ***  | ***  | ***  | ***  | ***  | ***  | ***  | ***  | ***  |

B

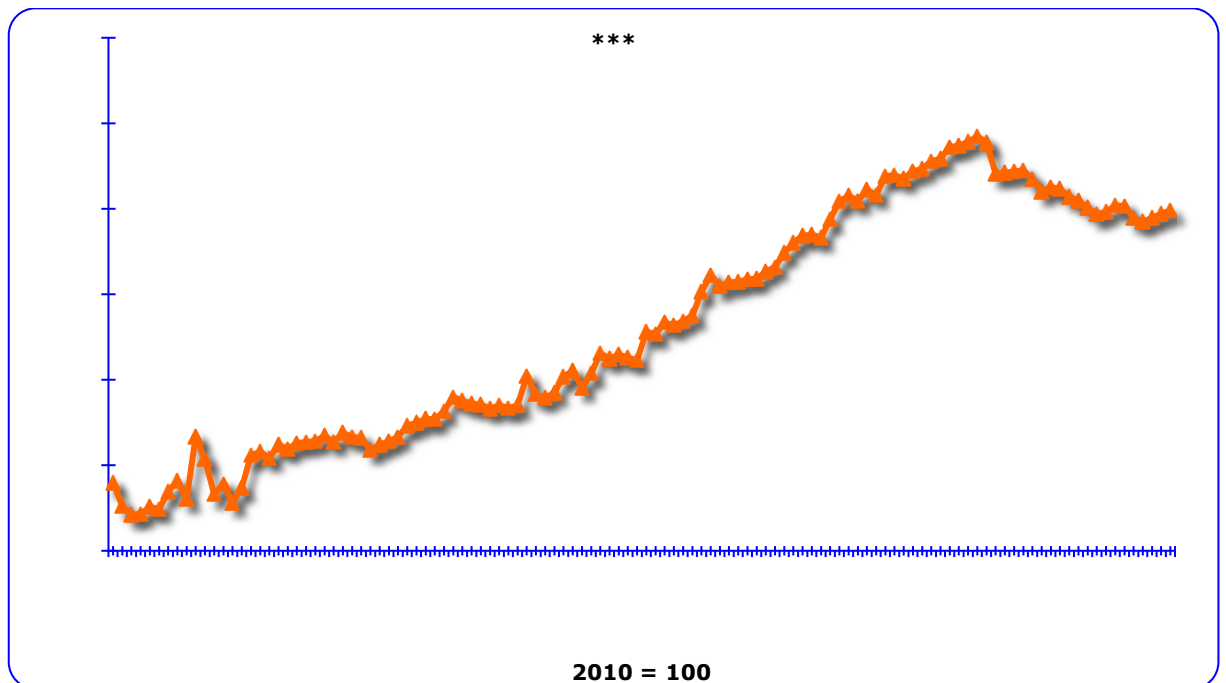
| Country | 2007 | 2008 | 2009 | 2010 | 2011 | 2012 | 2013 | 2014 | 2015 | 2016 |
|---------|------|------|------|------|------|------|------|------|------|------|
| Country | ***  | ***  | ***  | ***  | ***  | ***  | ***  | ***  | ***  | ***  |
| Country | ***  | ***  | ***  | ***  | ***  | ***  | ***  | ***  | ***  | ***  |
| Country | ***  | ***  | ***  | ***  | ***  | ***  | ***  | ***  | ***  | ***  |
| Country | ***  | ***  | ***  | ***  | ***  | ***  | ***  | ***  | ***  | ***  |
| Country | ***  | ***  | ***  | ***  | ***  | ***  | ***  | ***  | ***  | ***  |
| Country | ***  | ***  | ***  | ***  | ***  | ***  | ***  | ***  | ***  | ***  |
| Country | ***  | ***  | ***  | ***  | ***  | ***  | ***  | ***  | ***  | ***  |
| Country | ***  | ***  | ***  | ***  | ***  | ***  | ***  | ***  | ***  | ***  |
| Country | ***  | ***  | ***  | ***  | ***  | ***  | ***  | ***  | ***  | ***  |
| Country | ***  | ***  | ***  | ***  | ***  | ***  | ***  | ***  | ***  | ***  |

Source: \*\*\*

Figure 28: Producer Prices in Industry – Non-Domestic Output Price Index - in National Currency

INDIC\_BT Non-domestic output price index - in national currency

NACE\_R2 Manufacture of \*\*\*



Source: \*\*\*

**B**

# 8. TRADE STRUCTURE AND CHANNELS

## 8.1 MAJOR TRADE CHANNELS

...

## 8.2 PRICE STRUCTURE

...

**B**

# 9. BUSINESS ENVIRONMENT OVERVIEW

## 9.1 STRUCTURAL PROFILE

...

Table 15: Key Indicators, 2015

*Special value:**: not available*

| Country | Number of enterprises | Number of persons employed | Turnover | Value added   | Personnel costs |
|---------|-----------------------|----------------------------|----------|---------------|-----------------|
|         | (Units)               |                            |          | (EUR million) |                 |
| Country | ***                   | ***                        | ***      | ***           | ***             |
| Country | ***                   | ***                        | ***      | ***           | ***             |
| Country | ***                   | ***                        | ***      | ***           | ***             |
| Country | ***                   | ***                        | ***      | ***           | ***             |
| Country | ***                   | ***                        | ***      | ***           | ***             |
| Country | ***                   | ***                        | ***      | ***           | ***             |
| Country | ***                   | ***                        | ***      | ***           | ***             |
| Country | ***                   | ***                        | ***      | ***           | ***             |
| Country | ***                   | ***                        | ***      | ***           | ***             |
| Country | ***                   | ***                        | ***      | ***           | ***             |
| Country | ***                   | ***                        | ***      | ***           | ***             |
| Country | ***                   | ***                        | ***      | ***           | ***             |
| Country | ***                   | ***                        | ***      | ***           | ***             |
| Country | ***                   | ***                        | ***      | ***           | ***             |
| Country | ***                   | ***                        | ***      | ***           | ***             |
| Country | ***                   | ***                        | ***      | ***           | ***             |
| Country | ***                   | ***                        | ***      | ***           | ***             |
| Country | ***                   | ***                        | ***      | ***           | ***             |
| Country | ***                   | ***                        | ***      | ***           | ***             |
| Country | ***                   | ***                        | ***      | ***           | ***             |
| Country | ***                   | ***                        | ***      | ***           | ***             |
| Country | ***                   | ***                        | ***      | ***           | ***             |
| Country | ***                   | ***                        | ***      | ***           | ***             |
| Country | ***                   | ***                        | ***      | ***           | ***             |
| Country | ***                   | ***                        | ***      | ***           | ***             |
| Country | ***                   | ***                        | ***      | ***           | ***             |
| Country | ***                   | ***                        | ***      | ***           | ***             |
| Country | ***                   | ***                        | ***      | ***           | ***             |
| Country | ***                   | ***                        | ***      | ***           | ***             |
| Country | ***                   | ***                        | ***      | ***           | ***             |
| Country | ***                   | ***                        | ***      | ***           | ***             |
| Country | ***                   | ***                        | ***      | ***           | ***             |

*Source: \*\*\**

**B**

## 9.2 COUNTRY ANALYSIS

...

Table 16: Largest and Most Specialised Countries

| <b>Country</b> | <b>Value added</b> | <b>(% share of EU-28 value added)</b> |
|----------------|--------------------|---------------------------------------|
| Country A      | ***                | ***                                   |
| Country B      | ***                | ***                                   |
| Country C      | ***                | ***                                   |
| Country D      | ***                | ***                                   |
| Country E      | ***                | ***                                   |
| Country F      | ***                | ***                                   |
| Country G      | ***                | ***                                   |
| Country H      | ***                | ***                                   |
| Country I      | ***                | ***                                   |
| Country J      | ***                | ***                                   |

Source: \*\*\*

## B

## 9.3 SIZE CLASS ANALYSIS

...

Table 17: Number of Persons Employed by Enterprise Size Class, 2015

*Special value:*  
: not available

| Country | From 0 to 9 persons employed | From 10 to 19 persons employed | From 20 to 49 persons employed | From 50 to 249 persons employed | 250 persons employed or more |
|---------|------------------------------|--------------------------------|--------------------------------|---------------------------------|------------------------------|
| EU-28   | ***                          | ***                            | ***                            | ***                             | ***                          |
| EU-27   | ***                          | ***                            | ***                            | ***                             | ***                          |
| Country | ***                          | ***                            | ***                            | ***                             | ***                          |
| Country | ***                          | ***                            | ***                            | ***                             | ***                          |
| Country | ***                          | ***                            | ***                            | ***                             | ***                          |
| Country | ***                          | ***                            | ***                            | ***                             | ***                          |
| Country | ***                          | ***                            | ***                            | ***                             | ***                          |
| Country | ***                          | ***                            | ***                            | ***                             | ***                          |
| Country | ***                          | ***                            | ***                            | ***                             | ***                          |
| Country | ***                          | ***                            | ***                            | ***                             | ***                          |
| Country | ***                          | ***                            | ***                            | ***                             | ***                          |
| Country | ***                          | ***                            | ***                            | ***                             | ***                          |
| Country | ***                          | ***                            | ***                            | ***                             | ***                          |
| Country | ***                          | ***                            | ***                            | ***                             | ***                          |
| Country | ***                          | ***                            | ***                            | ***                             | ***                          |
| Country | ***                          | ***                            | ***                            | ***                             | ***                          |
| Country | ***                          | ***                            | ***                            | ***                             | ***                          |
| Country | ***                          | ***                            | ***                            | ***                             | ***                          |
| Country | ***                          | ***                            | ***                            | ***                             | ***                          |
| Country | ***                          | ***                            | ***                            | ***                             | ***                          |
| Country | ***                          | ***                            | ***                            | ***                             | ***                          |
| Country | ***                          | ***                            | ***                            | ***                             | ***                          |
| Country | ***                          | ***                            | ***                            | ***                             | ***                          |
| Country | ***                          | ***                            | ***                            | ***                             | ***                          |
| Country | ***                          | ***                            | ***                            | ***                             | ***                          |
| Country | ***                          | ***                            | ***                            | ***                             | ***                          |
| Country | ***                          | ***                            | ***                            | ***                             | ***                          |
| Country | ***                          | ***                            | ***                            | ***                             | ***                          |
| Country | ***                          | ***                            | ***                            | ***                             | ***                          |
| Country | ***                          | ***                            | ***                            | ***                             | ***                          |
| Country | ***                          | ***                            | ***                            | ***                             | ***                          |
| Country | ***                          | ***                            | ***                            | ***                             | ***                          |
| Country | ***                          | ***                            | ***                            | ***                             | ***                          |
| Country | ***                          | ***                            | ***                            | ***                             | ***                          |
| Country | ***                          | ***                            | ***                            | ***                             | ***                          |
| Country | ***                          | ***                            | ***                            | ***                             | ***                          |
| Country | ***                          | ***                            | ***                            | ***                             | ***                          |

Source: \*\*\*



Table 18: Value Added by Enterprise Size Class, 2015

(million EUR)

*Special value:*

: *not available*

| <b>Country</b> | <b>From 0 to 9 persons employed</b> | <b>From 10 to 19 persons employed</b> | <b>From 20 to 49 persons employed</b> | <b>From 50 to 249 persons employed</b> | <b>250 persons employed or more</b> |
|----------------|-------------------------------------|---------------------------------------|---------------------------------------|--|-------------------------------------|
| EU-28          | ***                                 | ***                                   | ***                                   | ***                                    | ***                                 |
| EU-27          | ***                                 | ***                                   | ***                                   | ***                                    | ***                                 |
| Country        | ***                                 | ***                                   | ***                                   | ***                                    | ***                                 |
| Country        | ***                                 | ***                                   | ***                                   | ***                                    | ***                                 |
| Country        | ***                                 | ***                                   | ***                                   | ***                                    | ***                                 |
| Country        | ***                                 | ***                                   | ***                                   | ***                                    | ***                                 |
| Country        | ***                                 | ***                                   | ***                                   | ***                                    | ***                                 |
| Country        | ***                                 | ***                                   | ***                                   | ***                                    | ***                                 |
| Country        | ***                                 | ***                                   | ***                                   | ***                                    | ***                                 |
| Country        | ***                                 | ***                                   | ***                                   | ***                                    | ***                                 |
| Country        | ***                                 | ***                                   | ***                                   | ***                                    | ***                                 |
| Country        | ***                                 | ***                                   | ***                                   | ***                                    | ***                                 |
| Country        | ***                                 | ***                                   | ***                                   | ***                                    | ***                                 |
| Country        | ***                                 | ***                                   | ***                                   | ***                                    | ***                                 |
| Country        | ***                                 | ***                                   | ***                                   | ***                                    | ***                                 |
| Country        | ***                                 | ***                                   | ***                                   | ***                                    | ***                                 |
| Country        | ***                                 | ***                                   | ***                                   | ***                                    | ***                                 |
| Country        | ***                                 | ***                                   | ***                                   | ***                                    | ***                                 |
| Country        | ***                                 | ***                                   | ***                                   | ***                                    | ***                                 |
| Country        | ***                                 | ***                                   | ***                                   | ***                                    | ***                                 |
| Country        | ***                                 | ***                                   | ***                                   | ***                                    | ***                                 |
| Country        | ***                                 | ***                                   | ***                                   | ***                                    | ***                                 |
| Country        | ***                                 | ***                                   | ***                                   | ***                                    | ***                                 |
| Country        | ***                                 | ***                                   | ***                                   | ***                                    | ***                                 |
| Country        | ***                                 | ***                                   | ***                                   | ***                                    | ***                                 |
| Country        | ***                                 | ***                                   | ***                                   | ***                                    | ***                                 |
| Country        | ***                                 | ***                                   | ***                                   | ***                                    | ***                                 |
| Country        | ***                                 | ***                                   | ***                                   | ***                                    | ***                                 |
| Country        | ***                                 | ***                                   | ***                                   | ***                                    | ***                                 |
| Country        | ***                                 | ***                                   | ***                                   | ***                                    | ***                                 |
| Country        | ***                                 | ***                                   | ***                                   | ***                                    | ***                                 |
| Country        | ***                                 | ***                                   | ***                                   | ***                                    | ***                                 |
| Country        | ***                                 | ***                                   | ***                                   | ***                                    | ***                                 |
| Country        | ***                                 | ***                                   | ***                                   | ***                                    | ***                                 |
| Country        | ***                                 | ***                                   | ***                                   | ***                                    | ***                                 |
| Country        | ***                                 | ***                                   | ***                                   | ***                                    | ***                                 |
| Country        | ***                                 | ***                                   | ***                                   | ***                                    | ***                                 |
| Country        | ***                                 | ***                                   | ***                                   | ***                                    | ***                                 |

Source: \*\*\*

**B**

Figure 29: Relative Importance of Enterprise Size Classes, 2015  
 (% share of sectoral total)

The size of each bubble is proportional to the Value added of each size class rebased.



Source: \*\*\*



**B**

**If you need further information, please do not hesitate to contact us on the details below.**

**SOURCE:** <http://www.indexbox.co.uk/store/cyprus-gold-ores-and-concentrates-market-report-analysis-and-forecast-to-2020/>

### Single User License

**EUR 1490**

You will receive one license for the report; the use of the report is limited to only one person.

### Enterprise License

**EUR 2980**

You will receive an enterprise-wide license which allows any person in your company to use the report.

### Get 70% Discount For Next Yearly Update

Include our next yearly update of the report for a discount price by adding it to the current purchase. This option costs +30% of the license price.

### 3 easy ways to order:

- Simply order online at <http://www.indexbox.co.uk/store/cyprus-gold-ores-and-concentrates-market-report-analysis-and-forecast-to-2020/>
- Call on +44 20 3239 3063 to discuss your requirements and special discounts on multi-report orders
- Email your order to [info@indexbox.co.uk](mailto:info@indexbox.co.uk)